
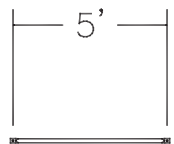

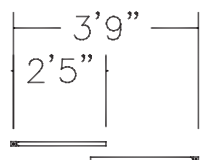
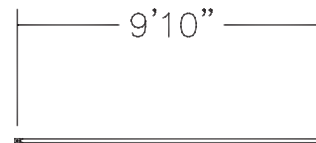
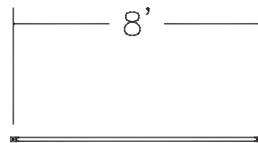


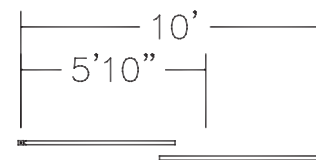
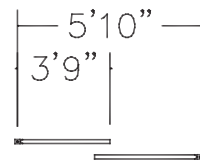
Weighted Base



Fixed Rail



Adjustible Rail



Model	Description	Dimension
FP-GRPBG	Weighted Base and Post	26.875" x 42"
FP-GRF60	Fixed Rail	5'
FP-GRF96	Fixed Rail	8'
FP-GRF118	Fixed Rail	9'-10"
FP-GRA43	Adjustible Rail	2'-5" to 3'-9"
FP-GRA70	Adjustible Rail	3'-9" to 5'-10"
FP-GRA120	Adjustible Rail	5'-10" to 10'
FP-GRC12	Corner Rail	12"

**SPECIFICATIONS:**

**1. MATERIAL:**

- POST: STEEL, 1.25" ID (1.66") X .140" SCHEDULE 40 PIPE (ASTM A53)
- HORIZONTAL FIXED RAIL: 1.625" X .065" (ASTM C1008/1010) STEEL TUBE RAILS
- HORIZONTAL ADJUSTIBLE RAIL: 1.625" X .065" AND 1.375" X .065" (ASTM C1008/1010) STEEL TUBE ADJUSTIBLE SLIDE RAILS

**2. FINISH:** POWDER COAT

**3. HARDWARE:** 3/8"-16 X 1" ZINC PLATED STEEL RAIL FASTENERS

**4. STANDARDS:** MEETS AND EXCEEDS OSHA STANDARD 1926.502

PROPRIETARY AND CONFIDENTIAL: THE INFORMATION CONTAINED IN THIS DRAWING IS THE SOLE PROPERTY OF NYSTROM. ANY REPRODUCTION IN PART OR AS A WHOLE WITHOUT THE WRITTEN PERMISSION OF NYSTROM IS PROHIBITED.



TITLE:  
GUARDRAIL, WEIGHTED BASE

	NAME	DATE	SIZE	DWG. NO.	REV
DRAWN	MD	06/16/16	A	FP-GRPBG	A
RELEASED	MD	06/16/16	WEIGHT:	SHEET	1 OF 1