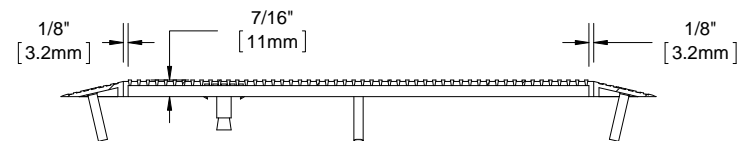
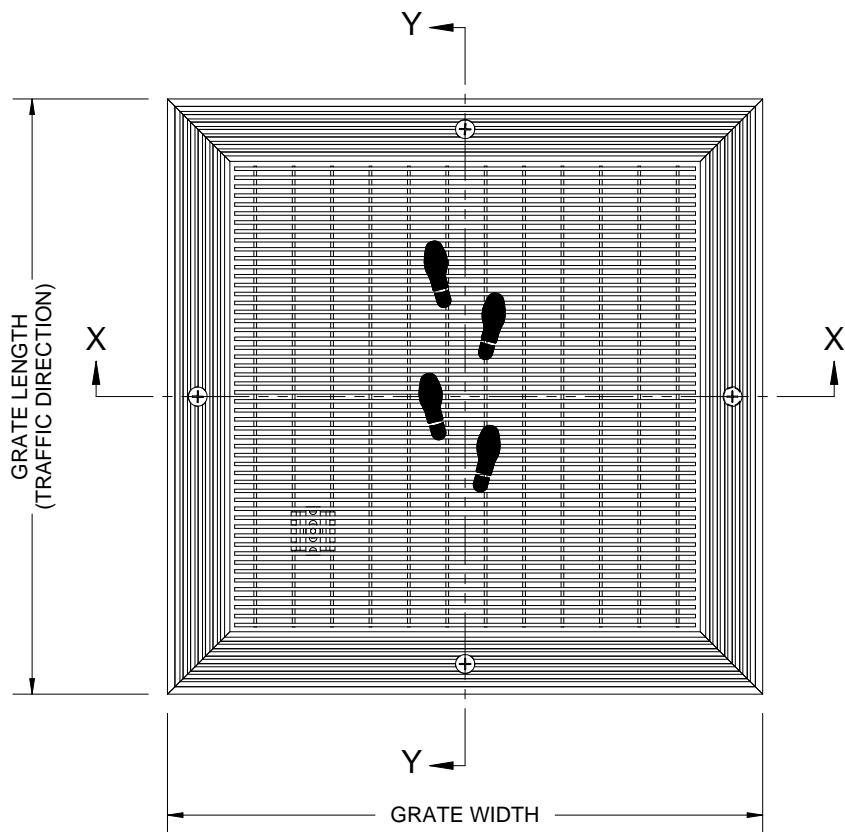


GE38S

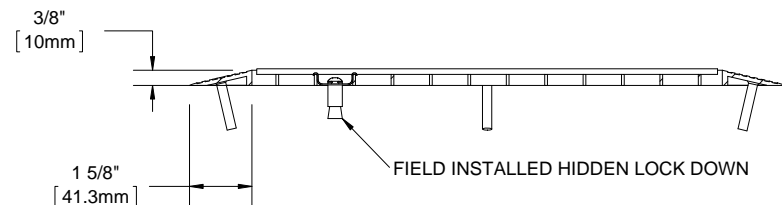
QTY	MODEL	WIDTH	LENGTH	FINISH	LOCATION

B

B



SECTION Y-Y



SECTION X-X

A

A

- NOTES:**
- FRAME ANCHOR SPACING: 6" FROM CORNERS, 24" MAX
 - ALL RAIL COMPONENTS ARE MADE OF TYPE 304 STAINLESS STEEL. ALL FRAME COMPONENTS ARE MADE OF 6063-T5 ALUMINUM ALLOY
 - FOR MAXIMUM STRENGTH, EACH JOINT BETWEEN SURFACE WIRES AND SUPPORT RODS SHALL BE RESISTANCE WELDED. BECAUSE OF THE MANUFACTURING PROCESS USED TO DO THIS, THE SURFACE WIRES AND SUPPORT RODS ARE NOT PERPENDICULAR, AND THE WIRES AND RODS OF ADJACENT SECTIONS WILL NOT BE ALIGNED.
 - GRATE IS MADE WITH .093" X .156" (2.4mm X 4.0mm) STAINLESS STEEL WIRE SPACED .233 (5.9mm) O.C. AND WELDED SUPPORT RODS SPACED 1" (25.4mm) O.C.
 - TREAD WIRE MUST RUN PERPENDICULAR TO TRAFFIC DIRECTION
 - ADDITIONAL INFORMATION CAN BE FOUND IN THE PRODUCT SPECIFICATION AND IS CONSIDERED PART OF THIS TRANSMITTAL.
 - FRAME MODEL NUMBER: FE38SAM

PROJECT:			
ARCHITECT:			
CONTRACTOR:			
 9300 73rd Avenue North Minneapolis, MN 55428		DESCRIPTION:	
		eleGRIL®, 3/8", Stainless Steel Grate with Surface Mount, Level Bed, Aluminum Frame	
NAME	DATE	SIZE	DWG. NO.
DRAWN: DKL	4/15/15	A	GE38-FSAM
RELEASED: PE	4/15/15	SCALE: NTS	SHEET 1 OF 1
			REV B

PROPRIETARY AND CONFIDENTIAL: THE INFORMATION CONTAINED IN THIS DRAWING IS THE SOLE PROPERTY OF NYSTROM. ANY REPRODUCTION IN PART OR AS A WHOLE WITHOUT THE WRITTEN PERMISSION OF NYSTROM IS PROHIBITED.