


Elastomeric

FLOORING SYSTEM (LCF/W)

This Elastomeric System is built to last. The system's extruded aluminum base is installed in a concrete block out channel and backfilled in. Integrated into the system is a colored rubber seal that expands and compresses with horizontal movement.



FEATURES

COORDINATING CORNERS Available with corner option for a complete floor solution.

CONTINUOUS SIGHT LINE Available with coordinating wall and ceiling systems to provide an aesthetically pleasing appearance.

COMPLEMENTARY SEAL COLORS Available in four elastomeric seal color options: beige, white, gray or black.

DETAILS

MATERIAL 6063-T6 Aluminum

FINISH Mill and Rubber Seal

MOVEMENT

- Thermal: Horizontal

MOUNTING Block Out or Surface

JOINT SIZE 1 inch or 2 inches

LENGTH 10 Linear Feet

LOAD Pedestrian and Light Cart

INSTALLATION Floor

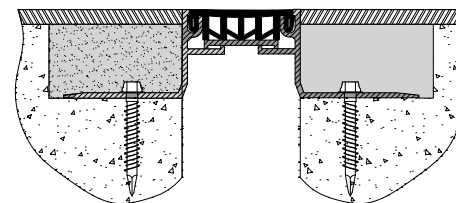
OPTIONS Seal Color, Moisture Barrier, Fire Barrier

MODELS

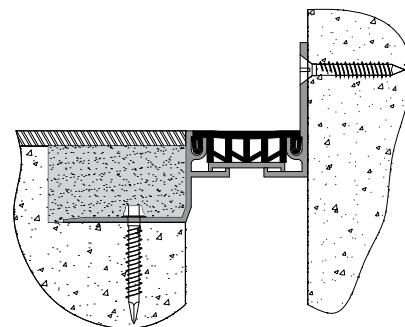
MODEL	INSTALLATION	JOINT SIZE AT MEAN T°F	SYSTEM WIDTH	TOTAL MOVEMENT
LCF-100	Floor-to-Floor	1" (25mm)	1.5" (38mm)	.5" (12mm)
LCF-100W	Floor-to-Wall	1" (25mm)	2" (51mm)	.5" (12mm)
LCF-200	Floor-to-Floor	2" (51mm)	2" (51mm)	1" (25mm)
LCF-200W	Floor-to-Wall	2" (51mm)	3" (76mm)	1" (25mm)

Additional options available, call for more information.

SEAL COLORS



Floor-to-Floor



Floor-to-Wall/Corner