

Elastomeric

FLOORING SYSTEM (LCF/W)

This Elastomeric System is built to last. The system's extruded aluminum base is installed in a concrete block out channel and backfilled in. Integrated into the system is a colored rubber seal that expands and compresses with horizontal movement.



FEATURES

COORDINATING CORNERS Available with corner option for a complete floor solution.

CONTINUOUS SIGHT LINE Available with coordinating wall and ceiling systems to provide an aesthetically pleasing appearance.

COMPLEMENTARY SEAL COLORS Available in four elastomeric seal color options: beige, white, gray or black.

DETAILS

MATERIAL 6063-T6 Aluminum

FINISH Mill and Rubber Seal

MOVEMENT

- Thermal: Horizontal

MOUNTING Block Out or Surface

JOINT SIZE 1 inch or 2 inches

LENGTH 10 Linear Feet

LOAD Pedestrian and Light Cart

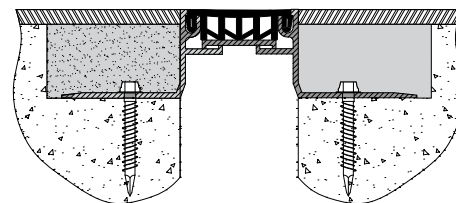
INSTALLATION Floor

OPTIONS Seal Color, Moisture Barrier, Fire Barrier

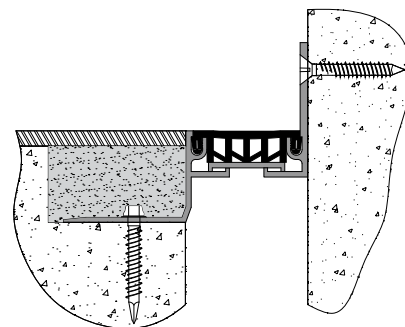
MODELS

MODEL	INSTALLATION	JOINT SIZE AT MEAN T°F	SYSTEM WIDTH	TOTAL MOVEMENT
LCF-100	Floor-to-Floor	1" (25mm)	1.5" (40mm)	.5" (12mm)
LCF-100W	Floor-to-Wall	1" (25mm)	2" (50mm)	.5" (12mm)
LCF-200	Floor-to-Floor	2" (50mm)	2" (50mm)	1" (25mm)
LCF-200W	Floor-to-Wall	2" (50mm)	3" (75mm)	1" (25mm)

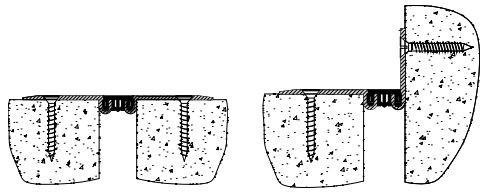
SEAL COLORS



Floor-to-Floor



Floor-to-Wall/Corner



Floor-to-Floor

Floor-to-Wall/Corner

DETAILS

MOUNTING Surface

PRODUCT SPECIFICATIONS Refer to page 10

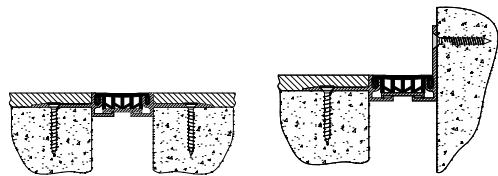
Elastomeric System

TOP MOUNT APPLICATION (LCFS/W)

The Top Mount System is designed for mounting directly over the expansion joint on top of the flooring material. The beveled edge provides smooth transition walking surface.

MODELS

MODEL	INSTALLATION	JOINT SIZE AT MEAN T°F	SYSTEM WIDTH	TOTAL MOVEMENT
LCFS-100	Floor-to-Floor	1" (25mm)	5" (127mm)	0.5" (13mm)
LCFS-100W	Floor-to-Wall	1" (25mm)	2.75" (70mm)	0.5" (13mm)
LCFS-200	Floor-to-Floor	2" (51mm)	6" (152mm)	1" (25mm)
LCFS-200W	Floor-to-Wall	2" (51mm)	3.78" (96mm)	1" (25mm)



Floor-to-Floor

Floor-to-Wall/Corner

DETAILS

MOUNTING Surface

PRODUCT SPECIFICATIONS Refer to page 10

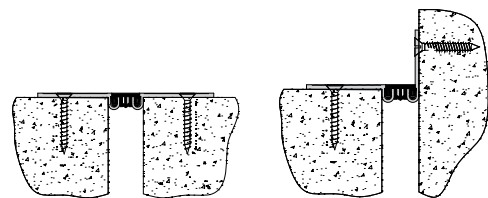
Elastomeric System

FLOORING INFILL APPLICATION (LCFC/W)

Nystrom's Flooring Infill Elastomeric Expansion Joint System is a surface mounted system that is designed for mounting directly over the expansion joint and receives flooring on top of the installed assembly.

MODELS

MODEL	INSTALLATION	JOINT SIZE AT MEAN T°F	SYSTEM WIDTH	TOTAL MOVEMENT
LCFC-100	Floor-to-Floor	1" (25mm)	1" (25mm)	0.5" (13mm)
LCFC-100W	Floor-to-Wall	1" (25mm)	1" (25mm)	0.5" (13mm)
LCFC-200	Floor-to-Floor	2" (51mm)	2" (51mm)	1" (25mm)
LCFC-200W	Floor-to-Wall	2" (51mm)	2" (51mm)	1" (25mm)



Floor-to-Floor

Floor-to-Wall/Corner

DETAILS

MOUNTING Surface

PRODUCT SPECIFICATIONS Refer to page 10

Elastomeric System

TILE APPLICATION (LCFT/W)

This system is designed to be mounted directly over the joint openings for tile applications. The flooring mounts flush to the edge of the assembly.

MODELS

MODEL	INSTALLATION	JOINT SIZE AT MEAN T°F	SYSTEM WIDTH	TOTAL MOVEMENT
LCFT-100	Floor-to-Floor	1" (25mm)	5" (127mm)	0.5" (13mm)
LCFT-100W	Floor-to-Wall	1" (25mm)	2.78" (71mm)	0.5" (13mm)
LCFT-200	Floor-to-Floor	2" (51mm)	6" (152mm)	1" (25mm)
LCFT-200W	Floor-to-Wall	2" (51mm)	3.78" (96mm)	1" (25mm)