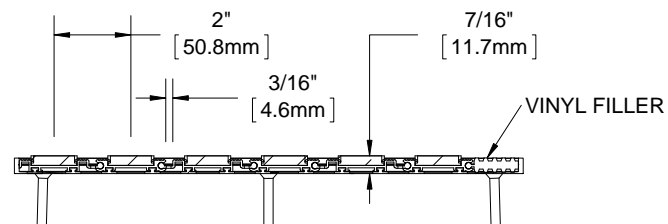
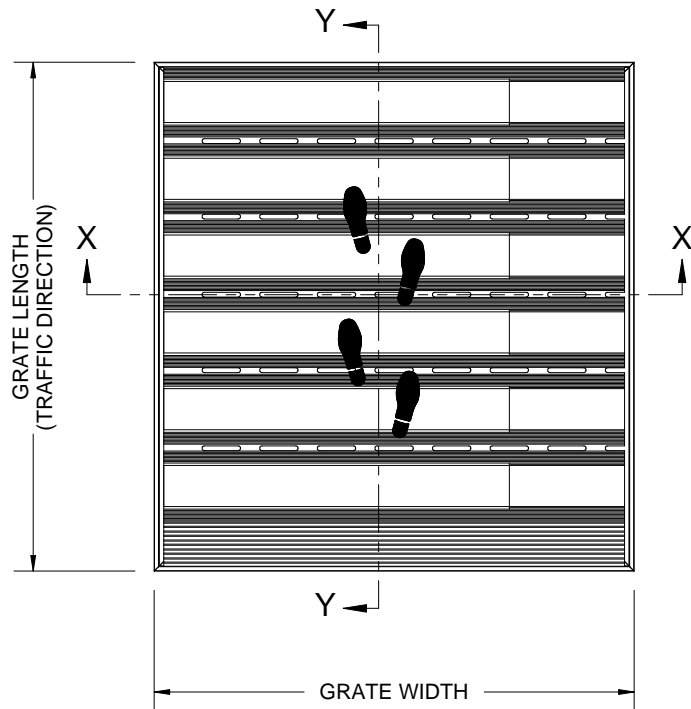
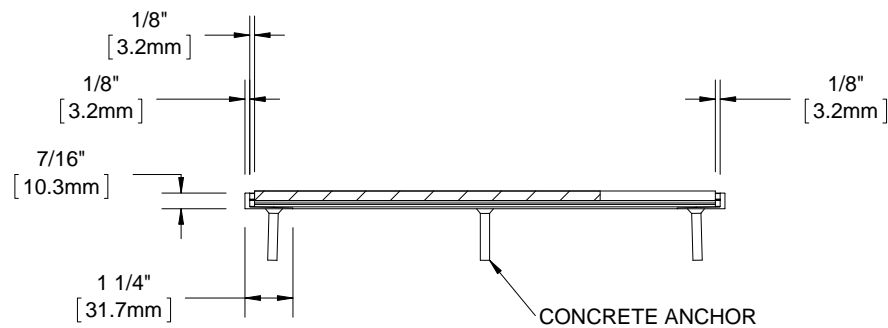


\*MD38P PREMIUM CARPET INSERT    \*MD38R RUGGED SCRUB INSERT    \*MD38E ECOTREAD INSERT    \*MD38U RIBBED RUBBER INSERT    \*MD38V VINYL INSERT    MD38G ABRASIVE VINYL INSERT    \*MD38B BRUSH INSERT

QTY	MODEL	WIDTH	LENGTH	FINISH	LOCATION



SECTION Y-Y



SECTION X-X

**NOTES:**

- STANDARD MAXIMUM SECTION SIZE OF GRATE/MAT WIDTH NOT TO EXCEED 10'-0" UNLESS OTHERWISE SPECIFIED
- FRAME ANCHOR SPACING: 6" FROM CORNERS, 24" MAX
- VERIFY TRAFFIC DIRECTION AND THAT SECTIONING DOES NOT OCCUR IN A TRAFFIC LANE
- ALL RAIL COMPONENTS ARE MADE OF 6063-T6 ALUMINUM ALLOY, ALL FRAME COMPONENTS ARE MADE OF 6063-T5 ALUMINUM ALLOY (NOT APPLICABLE WITH VINYL SURFACE MOUNT FRAME)
- TREAD RAILS MUST RUN PERPENDICULAR TO TRAFFIC DIRECTION
- TRIM THE FILLER PROVIDED TO ENSURE A TIGHT FIT IN THE TRAFFIC DIRECTION (NOT APPLICABLE WITH VINYL SURFACE MOUNT FRAME)
- GRATE DIMENSION ALLOWS FOR CLEARANCE BETWEEN GRATE SECTIONS AND FRAMES IN THE WIDTH DIMENSION
- ADDITIONAL INFORMATION CAN BE FOUND IN THE PRODUCT SPECIFICATION AND IS CONSIDERED PART OF THIS TRANSMITTAL.
- FRAME PART NUMBER: MD38LBM

\* AVAILABLE IN ALTERNATING TREADS

PROPRIETARY AND CONFIDENTIAL: THE INFORMATION CONTAINED IN THIS DRAWING IS THE SOLE PROPERTY OF NYSTROM. ANY REPRODUCTION IN PART OR AS A WHOLE WITHOUT THE WRITTEN PERMISSION OF NYSTROM IS PROHIBITED.

PROJECT:					
ARCHITECT:					
CONTRACTOR:					
 9300 73rd Avenue North Minneapolis, MN 55428			DESCRIPTION:		
			MATdesign®, 3/8", Aluminum, Roll-up Mat with Mechanically Fastened, Level Bed, Aluminum Frame		
NAME	DATE	SIZE	DWG. NO.		
DRAWN	DKL	4/14/15	A	MD38-FLBM	
RELEASED	PE	4/14/15	SCALE: NTS	SHEET 1 OF 1	REV B