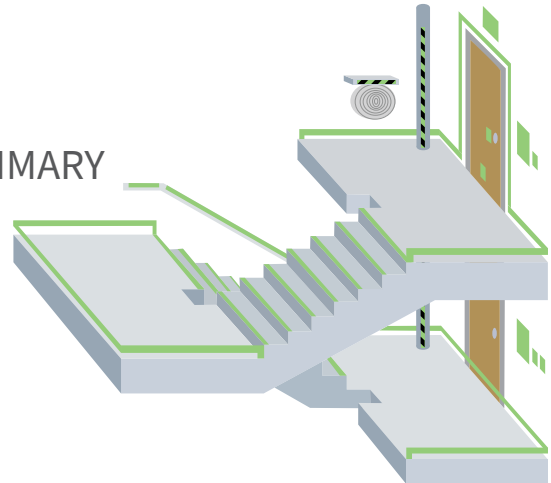


# Safe-T-Lume™


## LUMINOUS EGRESS CODE COMPLIANCE SUMMARY

Photoluminescent egress marking requirements started in New York City in response to the 1993 World Trade Center Bombing. By 2006, New York City had instituted these requirements in all existing or new high-rise buildings over 75 feet in height. In 2009 the IBC, IFC and NFPA 101 adopted photoluminescent egress marking requirements similar to New York City's. In the 2009 and 2012 IBC and IFC these requirements were in section 1024. In the 2015 IBC and IFC the section number changed and is now section 1025.



*This document is intended as a guide to indicate where Nystrom's Safe-T-Lume photoluminescent egress marking systems are required by the 2015 IBC/IFC code. The code section in the 2015 IBC/IFC is 1025 – Luminous Egress Path Markings. This section was 1024 in the 2009 and 2012 IBC/IFC.*

**1025.1 GENERAL.** Approved luminous egress path markings delineating the exit path shall be provided in high-rise buildings (over 75 feet in height) of Group A, B, E, I, M and R-1 occupancies in accordance with Sections 1024.1 through 1024.5



**1025.2.1 STEPS.** A solid and continuous stripe shall be applied to the horizontal leading edge of each step and shall extend for the full length of the step. Outlining stripes shall have a minimum horizontal width of 1 inch.

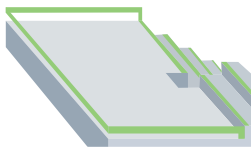
**1025.2.2 LANDINGS.** The leading edge of landings shall be marked with a stripe consistent with the dimensional requirements for steps.

**1025.2.3 HANDRAILS.** All handrails and handrail extensions shall be marked with a solid and continuous stripe having a minimum width of 1 inch. The stripe shall be placed on the top surface of the handrail for the entire length of the handrail, including extensions and newel post caps. Where handrails or handrail extension bend or turn corners, the stripe shall not have a gap of more than 4 inches.



Models:


- EM-DSH1-10: Photoluminescent Handrail Marketing Strip, Pre-curved Plastic Extrusion Handrail Marking Strip, Self-Adhesive 1 inch by 10 feet
- EM-DT1-150: Photoluminescent Tape Roll, Acrylic, Self-Adhesive, 1 inch by 150 feet



**1025.2.4 PERIMETER DEMARCATION LINES.** Stair landings and other floor areas within interior exit stairways, interior exit ramps and exit passageways, with the exception of the sides of steps, shall be provided with solid and continuous demarcation lines on the floor or on the wall or a combination of both. The stripes shall be 1 to 2 inches with interruptions not exceeding 4 inches.

Models:

- EM-DS1-100: Photoluminescent Strip, Tapered Edge Plastic Extrusion, Self-Adhesive, 1 inch by 100 feet
- EM-DT1-150: Photoluminescent Tape Roll, Acrylic, Self-Adhesive, 1 inch by 150 feet



**1025.2.5 OBSTACLES.** Obstacles at or below 6 feet 6 inches in height and projecting more than 4 inches into the egress path shall be outlined with markings not less than 1 inch in width comprised of a pattern of alternating equal bands, of luminous material and black, with the alternating bands not more than 2 inches thick and angled at 45 degrees.

Models:

- EM-DTO1-150: Photoluminescent Obstacle Marking Tape Roll, Self-Adhesive, 1 inch by 150 feet
- EM-DSO1-60: Photoluminescent Obstacle Aluminum Strip, 1 inch by 60 inches

**1025.2.6.1 EMERGENCY EXIT SYMBOL.** The doors shall be identified by a low-location luminous emergency exit symbol complying with NFPA 170. The exit symbol shall be not less than 4 inches in height and shall be mounted on the door, centered horizontally, with the top of the symbol not higher than 18 inches above the finished floor.

Models:

8" x 8" Photoluminescent Running Man Sign, Self-Adhesive

- EM-SRR-8X8: Right
- EM-SRL-8X8: Left

8" x 4-1/2" Photoluminescent Running Man with Arrow Sign, Adhesive Tab

- EM-SRAU-8X4.5: Arrow Up
- EM-SRAD-8X4.5: Arrow Down
- EM-SRAR-8X4.5: Arrow Right
- EM-SRAUR-8X4.5: Arrow Up Right
- EM-SRADR-8X4.5: Arrow Down Right
- EM-SRAL-8x4.5: Arrow Left
- EM-SRAUL-8X4.5: Arrow Up Left
- EM-SRADL-8X4.5: Arrow Down Left

8" x 11" Photoluminescent Running Man Final Exit Sign, Self-Adhesive

- EM-SREFAR-8X11: Right
- EM-SREFAL-8X11: Left
- EM-SREFAUR-8x11: Right, Up
- EM-SREFAUL-8X11: Left, Up

8" x 9" Photoluminescent Running Man Exit Sign with Arrow, Self-Adhesive

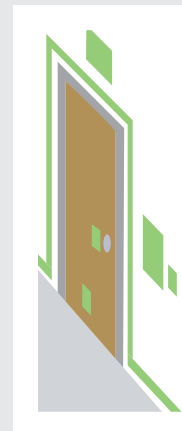
- EM-SREAR-8X9: Right
- EM-SREAL-8X9: Left
- EM-SREAU-8X9: Right, Up
- EM-SREAU-8X9: Left, Up
- EM-SREADR-8X9: Right, Down
- EM-SREADL-8X9: Left, Down

16" x 7" Photoluminescent Lobby Exit Sign with Arrow, Self-Adhesive

- EM-SRELAR-16X7: Right
- EM-SRELAL-16X7: Left
- EM-SRELAUR-16X7: Right, Up
- EM-SRELAUL-16X7: Left, Up

13" x 4-1/2" Photoluminescent Running Man Exit Sign, Self-Adhesive

- EM-SRER-13X4.5: Right
- EM-SREL-13X4.5: Left



**1025.2.6.2 DOOR HARDWARE MARKINGS.** Door hardware shall be marked with not less than 16 square inches of luminous material. This marking shall be located behind, immediately adjacent to, or on the door handle or escutcheon. Where a panic bar is installed, such material shall be not less than 1 inch wide for the entire length of the actuating bar or touchpad.

Models:

- EM-DLM-4X4: Photoluminescent Door Latch Marking, Self-Adhesive, 4 inch by 4 inch
- EM-DR1-100: Photoluminescent Strip, Tapered Edge Plastic Extrusion, Self-Adhesive, 1 inch by 100 feet
- EM-DT1-150: Photoluminescent Tape Roll, Acrylic, Self-Adhesive, 1 inch by 150 feet

**1025.2.6.3 DOOR FRAME MARKINGS.** The top and sides of the door frame shall be marked with a solid and continuous 1-inch- to 2-inch-wide stripe. Where the door molding does not provide sufficient flat surface on which to locate the stripe, the stripe shall be permitted to be located on the wall surrounding the frame.

Models:

- EM-DS1-100: Photoluminescent Strip, Flat Tapered Plastic Extrusion, Self-Adhesive, 1 inch by 100 feet
- EM-DT1-150: Photoluminescent Tape Roll, Acrylic, Self-Adhesive, 1 inch by 150 feet


**1025.4 SELF-LUMINOUS AND PHOTOLUMINESCENT.** Luminous egress path markings shall be permitted to be made of any material, including paint, provided that an electrical charge is not required to maintain the required luminance. Such materials shall include, but not be limited to, self-luminous materials and photoluminescent materials. Materials shall comply with either of the following standards:

1. UL 1994.
2. ASTM E 2072

**\*1023.9 STAIRWAY IDENTIFICATION SIGNS.** A sign shall be provided at each floor landing in an interior exit stairway and ramp connecting more than three stories designating the floor level, the terminus of the top and bottom of the interior exit stairway and ramp and the identification of the stairway or ramp. The signage shall also state the story of, and the direction to, the exit discharge and the availability of roof access from the interior exit stairway and ramp for the fire department. The sign shall be located 5 feet above the floor landing in a position that is readily visible when the doors are in the open and closed positions.

**\*1023.9.1 SIGNAGE REQUIREMENTS.** Stairway identification signs shall comply with all of the following requirements:

6. Where signs required by Section 1023.9 are installed in the interior exit stairways and ramps of buildings subject to Section 1025, the signs shall be made of the same materials as required by Section 1025.4.



Models:

- EM-SFI-13X18: Photoluminescent Floor ID Sign, raised characters and brail, 13 inch by 18 inch

**\*1013 EXIT SIGNS.** Exits and exit access doors shall be marked by an approved exit sign readily visible from any direction of egress travel.

Models:

16" x 9" - 100 LF Photoluminescent Final Exit Sign, Mech. Fastened with Bracket

- EM-SE100R1-15.5X8.75 Red, 1-Sided
- EM-SE100R2-15.5X8.75 Red, 2-Sided
- EM-SE100G1-15.5X8.75: Green, 1-Sided
- EM-SE100G2-15.5X8.75: Green, 2-Sided
- EM-SE100B1-15.5X8.75: Black, 1-Sided
- EM-SE100B2-15.5X8.75: Black, 2-Sided

## MISCELLANEOUS

Models:

- EM-SEKIT: Exit Door Sign Kit, includes: low-level exit sign, exit sign overlay and tape.
- EM-SNE-5.5X6.5: Photoluminescent Not An Exit Sign, Adhesive Tab

Visit [www.nystrom.com](http://www.nystrom.com) for the latest version of this document and more information.



9300 73rd Avenue North  
Minneapolis, MN 55428

Phone (800) 547-2635  
Fax (800) 317-8770

