

**SPECIFICATIONS:**

- ① **COVER:** 1/4" ALUM STIFFENED TO WITHSTAND A LIVE LOAD OF 40PSF WITH A MAX DEFLECTION OF 1/150 OF THE SPAN
- ② **LINER:** 18 GA ALUM
- ③ **CURB:** 1/4" ALUM CURB, 11 GA (0.09") COUNTERFLASH WITH EZ TABS.
- ④ **FINISH:** COVER: MILL FINISH  
CURB: GRAY POWDER COAT
- ⑤ **INSULATION:** 1" POLYISO (R-6) IN CURB  
1" POLYSTYRENE (R-4) IN COVER
- ⑥ **GASKET:** EXTRUDED EPDM RUBBER ADHESIVE-BACKED GASKET SEAL, CONTINUOUS AROUND COVER
- ⑦ **SPRING:** GAS SPRING WITH DAMPER FOR SMOOTH, CONTROLLED, COUNTERBALANCED LIFT ASSISTANCE
- ⑧ **HINGE:** STAINLESS STEEL, TAMPER-PROOF
- ⑨ **HOLD OPEN ARM:** STEEL AUTOMATIC HOLD OPEN ARM LOCKS COVER IN FULLY OPEN POSITION WITH RED VINYL GRIP HANDLE PULL RELEASE

- ⑩ **LATCH:** STEEL SLAM LATCH, HOLDS COVER CLOSED AGAINST 20PSF WIND UPLIFT, INTERIOR AND EXTERIOR TURN HANDLES WITH PADLOCK HASPS
- ⑪ **PULL HANDLE:** INTERIOR PULL DOWN HANDLE, SAFETY YELLOW POWDER COAT

**NOTES:**  
 -WHEN INSTALLING ON A PITCHED ROOF UP TO 7:12, THE HINGE SIDE(LENGTH)MUST BE PARALLEL TO THE SLOPE.  
 - WIDTH X LENGTH DIMENSIONS ARE MEASURED INSIDE CURB TO INSIDE CURB. THE WIDTH IS HINGE TO LATCH AND LENGTH IS HINGED SIDE.

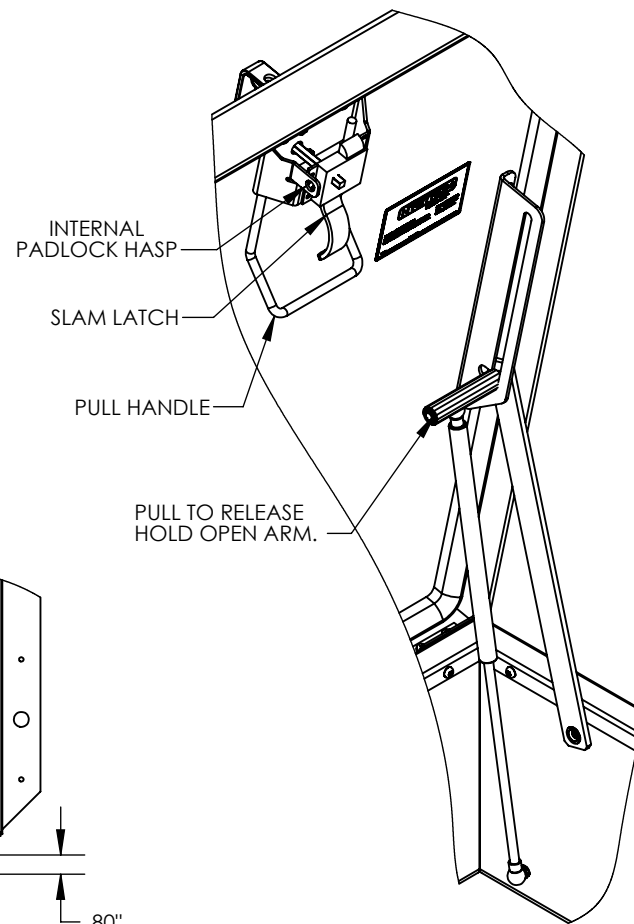
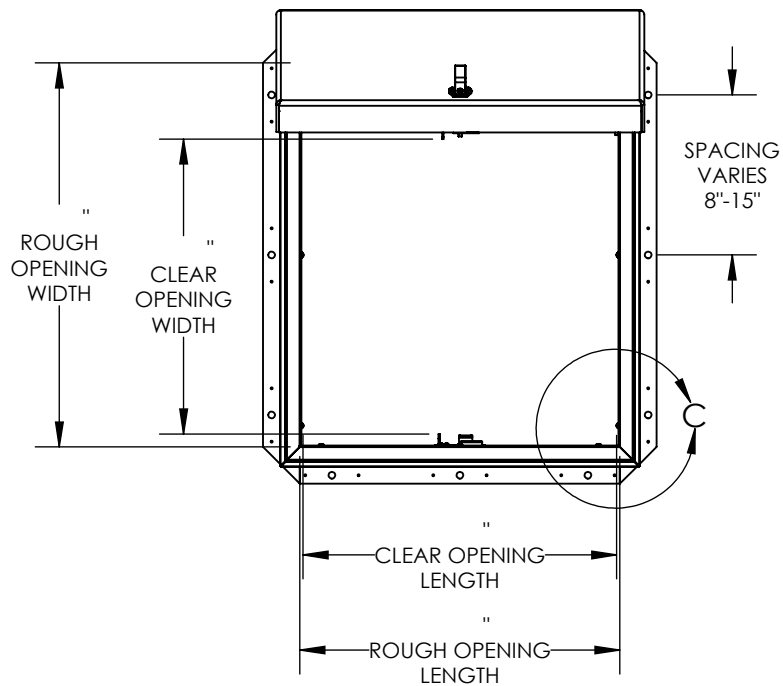
**ROOF HATCH SIZE:** " (WIDTH) x " (LENGTH)

**OPTIONS**

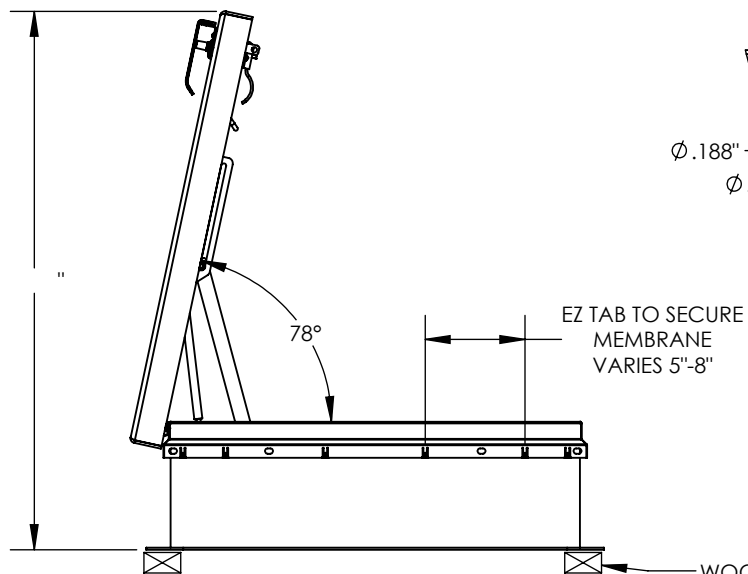
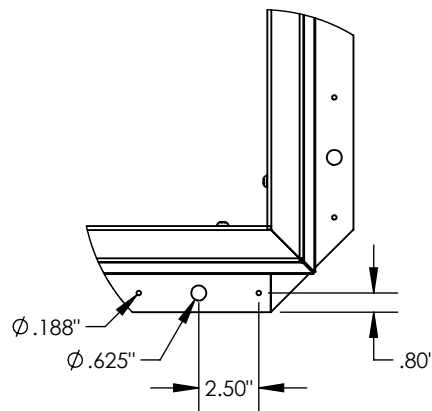
Stainless Steel Hardware

Double Wall Curb

PROJECT:				
ARCHITECT:				
CONTRACTOR:				
QTY:				
PART:				
TITLE:				
<b>nystrom</b> 9300 73rd Avenue North Minneapolis, MN 55428				
NAME	DATE	SIZE	DWG. NO.	REV
DRAWN		A	Nystrom RH RHSB_X_S1T ShpDr	-
RELEASED		WEIGHT:	SHEET 1 OF 2	



DETAIL C  
SCALE 1 : 8



WOOD, CONCRETE, OTHER MATERIAL FOR MOUNTING BY OTHERS (NIC)



TITLE:

NAME	DATE	SIZE	DWG. NO.	REV
DRAWN		A	Nystrom RH RHSB_X_S1T ShpDr	-
RELEASED		WEIGHT:	SHEET 2 OF 2	