


# Elastomeric

## TWIN SEAL SYSTEM (TMM/W)

This basic Elastomeric Twin Seal System offers two rubber seals to allow for more thermal joint movement. Designed for use on floors and walls, the aluminum slide plate accepts flooring or wall infill to seamlessly coordinate with the surrounding environment.



### FEATURES

**COORDINATING CORNERS** Available with corner option for a complete floor and wall solution.

**COORDINATION** Designed for both horizontal and vertical applications, this system provides a continuous coordinated look and feel.

**COMPLEMENTARY SEAL COLORS** Available in four elastomeric seal color options: beige, white, gray or black.

### DETAILS

**MATERIAL** 6063-T6 Aluminum

**FINISH** Mill and Rubber Seals

#### MOVEMENT

- Thermal: Horizontal and Vertical

**MOUNTING** Surface

**JOINT SIZE** 2 inches to 6 inches

**LENGTH** 10 Linear Feet

**APPLICATION** Interior

**LOAD** Pedestrian and Light Cart

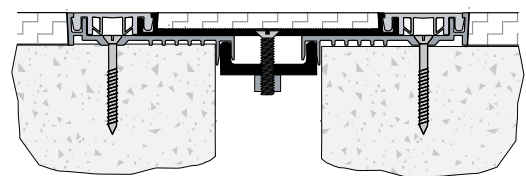
**INSTALLATION** Floor or Wall

**OPTIONS** Seal Color, Infill Plate, Moisture Barrier, Fire Barrier

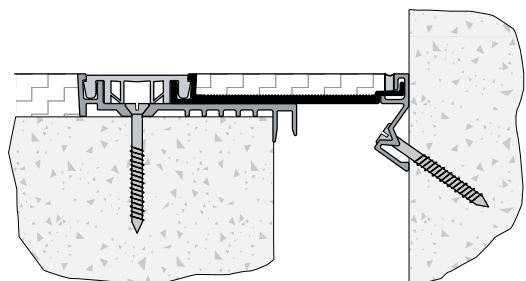
### MODELS

MODEL	INSTALLATION	JOINT SIZE AT MEAN T°F	SYSTEM WIDTH	TOTAL MOVEMENT
TMM-200	Floor-to-Floor	2" (51mm)	7.75" (197mm)	4.25" (108mm)
TMM-200W	Floor-to-Wall	2" (51mm)	4.88" (124mm)	2.5" (64mm)
TMM-400	Floor-to-Floor	4" (102mm)	9.75" (248mm)	6.25" (159mm)
TMM-400W	Floor-to-Wall	4" (102mm)	6.88" (175mm)	4.5" (114mm)
TMM-600	Floor-to-Floor	6" (152mm)	11.75" (298mm)	8.25" (210mm)
TMM-600W	Floor-to-Wall	6" (152mm)	8.88" (226mm)	6.5" (165mm)

### SEAL COLORS



Floor-to-Floor



Floor-to-Wall/Corner