


Water Tight

WELL HATCH, 625PSF



Nystrom's Water Tight Well Hatch is designed for water-tightness up to 10 foot water column and 625psf load capacity. With waterproof gaskets and pressure locks, this hatch design is ideal for wells and areas prone to flooding.

FEATURES

PRESSURE LOCKS Constructed with pressure lock latches with wing nuts to securely fasten the hatch lid closed.

GASKET A water and odor resistant, EPDM rubber gasket seal is applied around the perimeter of the cover.

DETAILS

LOAD 625psf live load

MATERIAL Aluminum: 1/4 inch, mill finish with gray primer on exterior frame

COVER Diamond tread plate

FRAME Angle

INSTALLATION Surface mount, mechanically fastened

SPRING Coil Type 17-7 Stainless Steel enclosed in Type 316 Stainless Steel telescopic tubes


HINGES Heavy duty Type 316 Stainless Steel butt hinges

HOLD OPEN ARM Type 316 Stainless Steel automatic hold open arm locks cover in open position

LATCH Type 316 Stainless Steel pressure locks


CERTIFICATION Tested to 10 foot hydrostatic pressure

MATERIALS



Aluminum

INSTALLATION



Surface Mount

ORDER GUIDE

MODEL	WIDTH	X	LENGTH	OPTIONS	
FDWTA		X		SSW	-
	Standard Sizes (W x L)				
	24" x 24"				Locks
	30" x 30"				Finishes
	30" x 36"				Gaskets
	36" x 36"				Operation
	42" x 42"				Safety
					Skirting
					Other