


# Traffic Coated Non-Precompressed Closed Cell Foam System

## RECESSED APPLICATION (ESH)



### BENEFITS

**TRAFFIC CAPABLE** Water tight, closed cell foam and traffic-grade sealant-faced system that doesn't require invasive anchoring.

**HYDROSTATIC APPLICATION** Standard system can accommodate up to 10 feet of hydrostatic pressure.

### DETAILS

**MATERIAL** Closed cell foam with traffic grade sealant facer

**SIZE** 1/2 inch to 4 inches

- Sizes available in 1/4-inch increments starting at 1/2 inch
- Product supplied uncompressed at a standard 25% larger than the mean joint size

**LENGTH** 6 linear feet

**APPLICATION** Interior or Exterior


**INSTALLATION** Floor or Deck

**OPTIONS** Terminations, Transitions, Seal Depths

**MOVEMENT** +/- 25% (Total 50%)

### OPTIONS

#### TRANSITION




### ORDER GUIDE


MODEL	JOINT SIZE AT MEAN T°F	SEAL DEPTH
EJN-ESH-050	1/2" (13mm)	1-1/2" (38mm)
EJN-ESH-063	5/8" (16mm)	1-1/2" (38mm)
EJN-ESH-075	3/4" (19mm)	1-1/2" (38mm)
EJN-ESH-100	1" (25mm)	1-1/2" (38mm)
EJN-ESH-200	2" (51mm)	3" (76mm)
EJN-ESH-300	3" (76mm)	3" (76mm)
EJN-ESH-400	4" (102mm)	4" (102mm)

Additional options available, email [info@nystrom.com](mailto:info@nystrom.com) for more information.

### COLORS



Concrete Gray (Standard)



Traffic Grade Black



Highway Gray