

# Elastomeric


## TWIN SEAL SYSTEM (TMM/TMMw)

### BENEFITS

**COORDINATING CORNERS** Available with corner option for a complete floor and wall solution.

**COORDINATION** Designed for both horizontal and vertical applications, this system provides a continuous coordinated look and feel.

**COMPLEMENTARY SEAL COLORS** Available in four elastomeric seal color options: beige, white, gray or black.



### DETAILS

**MATERIAL** 6063-T6 Aluminum

**FINISH** Mill and Rubber Seals

#### MOVEMENT

Thermal: Horizontal and Vertical

**MOUNTING** Surface

**JOINT SIZE** 2 inches to 6 inches

**LENGTH** 10 Linear Feet

**LOAD** Pedestrian and Light Cart


**INSTALLATION** Floor or Wall

**OPTIONS** Seal Color, Moisture Barrier, Fire Barrier

### SEAL COLORS



Beige



White



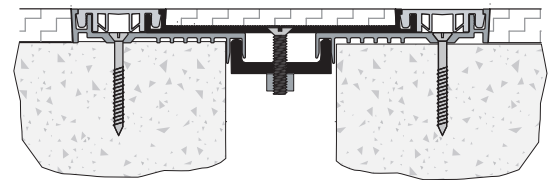
Gray



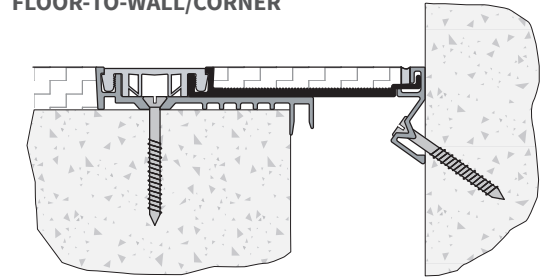
Black

### INSTALLATION

#### FLOOR-TO-FLOOR



#### FLOOR-TO-WALL/CORNER



For more information, download our Installation and Operating Manuals (IOM) and Shop Drawings on [nystrom.com](http://nystrom.com)

### ORDER GUIDE

| MODEL       | INSTALLATION   | JOINT SIZE AT MEAN T°F | SYSTEM WIDTH   | TOTAL MOVEMENT |
|-------------|----------------|------------------------|----------------|----------------|
| EJ-TMM-200  | Floor to Floor | 2" (51mm)              | 7.75" (197mm)  | 4.25" (108mm)  |
| EJ-TMM-400  | Floor to Floor | 4" (102mm)             | 9.75" (248mm)  | 6.25" (159mm)  |
| EJ-TMM-600  | Floor to Floor | 6" (152mm)             | 11.75" (298mm) | 8.25" (210mm)  |
| EJ-TMM-200W | Floor to Wall  | 2" (51mm)              | 4.88" (124mm)  | 2.5" (64mm)    |
| EJ-TMM-400W | Floor to Wall  | 4" (102mm)             | 6.88" (175mm)  | 4.5" (114mm)   |
| EJ-TMM-600W | Floor to Wall  | 6" (152mm)             | 8.88" (226mm)  | 6.5" (165mm)   |

Additional options available, email [info@nystrom.com](mailto:info@nystrom.com) for more information.