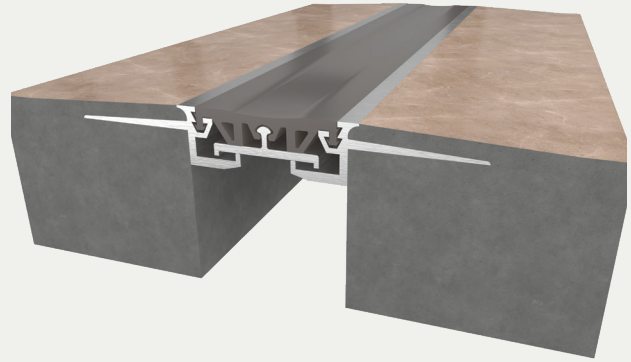


# Elastomeric Corridor Flooring System

## INFILL APPLICATION (LCFC/LCFCw)



### BENEFITS

**COORDINATING CORNERS** Available with corner option for a complete floor solution.

**COMPLEMENTARY SEAL COLORS** Available in four elastomeric colors: beige, white, gray or black.

### DETAILS

**MATERIAL** 6063-T5 Aluminum, Meets ASTM B221 and Santoprene

**FINISH** Mill

**MOVEMENT** Thermal: Horizontal

**MOUNTING** Surface

**JOINT SIZE** 1 inch to 3 inches

**LENGTH** 10 Linear Feet

**LOAD** Pedestrian and Light Cart


**INSTALLATION** Floor

**OPTIONS** Moisture barrier, Fire barrier and Additional Materials, Sizes and Finishes upon request

### SEAL COLORS



Beige



White



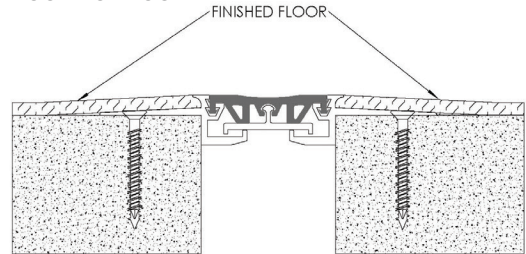
Gray



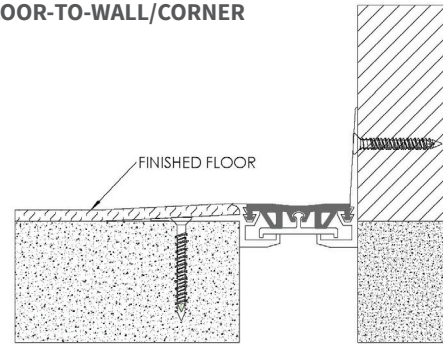
Black

### INSTALLATION

#### FLOOR-TO-FLOOR



#### FLOOR-TO-WALL/CORNER



For more information, download our Installation and Operating Manuals (IOM) and Shop Drawings on [Nystrom.com](http://Nystrom.com)

### ORDER GUIDE

MODEL	APPLICATION	JOINT SIZE AT MEAN T°F	EXPOSED SIGHT LINE	INFILL HEIGHT	TOTAL MOVEMENT
EJN-LCFC-100	Floor to Floor	1" (25mm)	1.25" (31mm)	.187" (5mm)	.5" (13mm)
EJN-LCFC-200	Floor to Floor	2" (51mm)	2.25" (57mm)	.187" (5mm)	1" (25mm)
EJN-LCFC-300	Floor to Floor	3" (76mm)	3.25" (83mm)	.187" (5mm)	1.02" (26mm)
EJN-LCFC-100W	Floor to Wall	1" (25mm)	1.12" (29mm)	.187" (5mm)	.5" (13mm)
EJN-LCFC-200W	Floor to Wall	2" (51mm)	2.12" (54mm)	.187" (5mm)	1" (25mm)
EJN-LCFC-300W	Floor to Wall	3" (76mm)	3.12" (79mm)	.187" (5mm)	1.02" (26mm)

Additional sizes available, email [info@nystrom.com](mailto:info@nystrom.com) for more information.