


Seismic Aluminum Glide Wall & Ceiling System

SYSTEM SURFACE APPLICATION (NBW/NBWw)



BENEFITS

COORDINATING CORNERS Available with corner option for a complete floor solution.

EASY ASSEMBLY After base plates are attached to the wall, the cover assembly snaps together for a tight fit.

DETAILS

MATERIAL 6063-T5 Aluminum

FINISH Clear Anodized

MOVEMENT

- Thermal: Horizontal and Vertical
- Seismic: Lateral Shear

MOUNTING Surface

JOINT SIZE 1 inch to 8 inches

LENGTH 10 Linear Feet

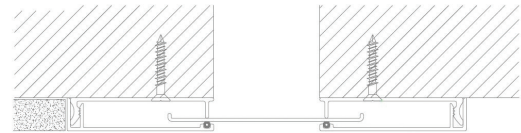
APPLICATION Interior

INSTALLATION Wall or Ceiling

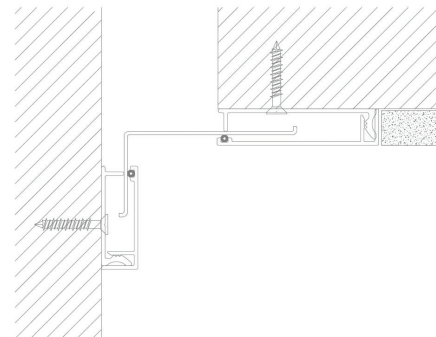
OPTIONS Moisture Barrier, Fire Barrier, and Additional Sizes Upon Request

INSTALLATION

WALL-TO-WALL



WALL-TO-CORNER



For more information, download our Installation and Operating Manuals (IOM) and Shop Drawings on Nystrom.com

ORDER GUIDE

MODEL	APPLICATION	JOINT SIZE AT MEAN T°F	EXPOSED SIGHT LINE	TOTAL MOVEMENT
EJN-NBW-100	Wall/Ceiling to Wall/Ceiling	1" (25mm)	4.5" (114mm)	1" (25mm)
EJN-NBW-200	Wall/Ceiling to Wall/Ceiling	2" (51mm)	7.5" (191mm)	2" (51mm)
EJN-NBW-300	Wall/Ceiling to Wall/Ceiling	3" (76mm)	8.5" (216mm)	3" (76mm)
EJN-NBW-400	Wall/Ceiling to Wall/Ceiling	4" (102mm)	9.5" (241mm)	4" (102mm)
EJN-NBW-600	Wall/Ceiling to Wall/Ceiling	6" (152mm)	15.5" (394mm)	6" (152mm)
EJN-NBW-800	Wall/Ceiling to Wall/Ceiling	8" (203mm)	17.5" (445mm)	8" (203mm)
EJN-NBW-100W	Wall/Ceiling to Corner	1" (25mm)	2.375" (60mm)	.5" (13mm)
EJN-NBW-200W	Wall/Ceiling to Corner	2" (51mm)	4.375" (111mm)	1" (25mm)
EJN-NBW-300W	Wall/Ceiling to Corner	3" (76mm)	5.375" (137mm)	1.5" (38mm)
EJN-NBW-400W	Wall/Ceiling to Corner	4" (102mm)	6.375" (162mm)	2" (51mm)
EJN-NBW-600W	Wall/Ceiling to Corner	6" (152mm)	10.31" (262mm)	3" (76mm)
EJN-NBW-800W	Wall/Ceiling to Corner	8" (203mm)	12.375" (314mm)	4" (102mm)

Additional options available, email info@nystrom.com for more information.