


Seismic Aluminum Flooring System

RENOVATION BLOCKOUT APPLICATION (SFB/SFBw)



BENEFITS

SEISMIC TECHNOLOGY The cover plate stays centered over openings before, during and after a seismic event with the use of the seismic centering bar.

ADA COMPLIANT Heavy pedestrian traffic requirements are met while maintaining an ADA compliant transition.

DETAILS

MATERIAL

6063-T5 Aluminum, Meets ASTB B221
6061-T6 Aluminum, Meets ASTB B209
5052 H32 Aluminum, Meets ASTM B209

FINISH Mill

MOVEMENT

- Thermal: Horizontal and Vertical
- Seismic: Lateral Shear

MOUNTING Block Out / Surface

JOINT SIZE 2-12"

LENGTH 10 Linear Feet

APPLICATION Interior

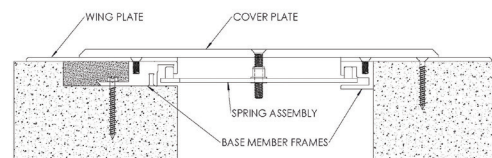
LOAD Pedestrian and Light Cart

INSTALLATION Floor

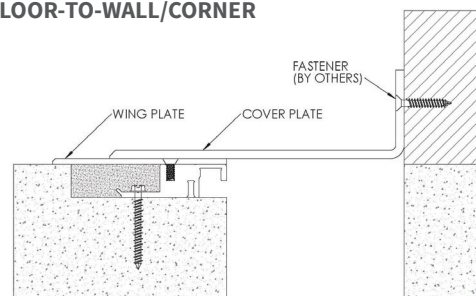
OPTIONS Moisture Barrier, Fire Barrier and additional materials, sizes and finishes upon request

INSTALLATION

FLOOR-TO-FLOOR



FLOOR-TO-WALL/CORNER



For more information, download our Installation and Operating Manuals (IOM) and Shop Drawings on Nystrom.com

ORDER GUIDE

| MODEL | APPLICATION | JOINT SIZE AT MEAN T°F | EXPOSED SIGHT LINE | TOTAL MOVEMENT |
|---------------|-------------------------|------------------------|--------------------|----------------|
| EJN-SFB-200 | Floor to Existing Floor | 2" (51mm) | 7.25" (184mm) | 2" (51mm) |
| EJN-SFB-400 | Floor to Existing Floor | 4" (102mm) | 11" (279mm) | 4" (102mm) |
| EJN-SFB-600 | Floor to Existing Floor | 6" (152mm) | 14.25" (362mm) | 6" (152mm) |
| EJN-SFB-800 | Floor to Existing Floor | 8" (203mm) | 17.75" (451mm) | 8" (203mm) |
| EJN-SFB-1000 | Floor to Existing Floor | 10" (254mm) | 21.25" (539mm) | 10" (254mm) |
| EJN-SFB-1200 | Floor to Existing Floor | 12" (305mm) | 25.25" (641mm) | 12" (305mm) |
| EJN-SFB-200W | Floor to Wall Corner | 2" (51mm) | 4.75" (121mm) | 1" (25mm) |
| EJN-SFB-400W | Floor to Wall Corner | 4" (102mm) | 7.94" (201mm) | 2" (51mm) |
| EJN-SFB-600W | Floor to Wall Corner | 6" (152mm) | 10.62" (270mm) | 3" (76mm) |
| EJN-SFB-800W | Floor to Wall Corner | 8" (203mm) | 13.37" (340mm) | 4" (102mm) |
| EJN-SFB-1000W | Floor to Wall Corner | 10" (254mm) | 16.12" (410mm) | 5" (127mm) |
| EJN-SFB-1200W | Floor to Wall Corner | 12" (305mm) | 19.12" (486mm) | 6" (152mm) |

Additional options available, email info@nystrom.com for more information.