

# ALPINE

Call Nystrom for current listings and approvals. Dimensions are subject to manufacturer's tolerances, and change without notice. We assume no responsibility for use of superseded or void data.

## 7000 SERIES FIRE EXTINGUISHER CABINETS

### REGULARLY FURNISHED:

**BOX-** Cold rolled steel with an electrostatically applied, thermally-fused polyester coating with recoatable white finish, and a continuous hinge. (Brass Pin)

#### DOOR AND FRAME

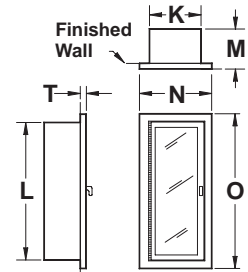
7007- 7029 Series: Steel - Cold rolled steel with recoatable white polyester finish.

7030- 7049 Series: Aluminum - Satin finish, clear polyester coated.

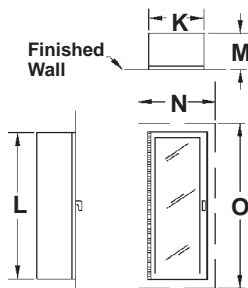
7050- 7069 Series: Stainless Steel - #304 Stainless Steel with #4 finish.

7070- 7089 Series: Brass - Polished finish, clear polyester coated.

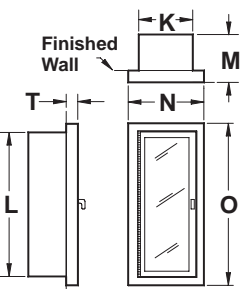
Wall mounting and size of cabinet as selected by model number.



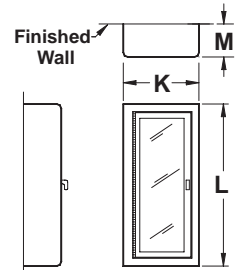
RECESSED



TRIMLESS



SEMI-RECESSED



SURFACE

Qty	Model No.				Wall Mounting	Inside Box Dimensions			Overall Frame		Minimum Wall Opening Required			Trim	ADA	For Use With These Extinguishers
	Steel	Aluminum	Stainless Steel	Brass		K	L	M	N	O	W	H	D			
	FC-7007	FC-7037	FC-7057	FC-7077	Recessed	9	18	5	11 3/4	20 1/4	10	19	4 3/4	1/2	Yes	EX-3002, EX-3005, EX-3005-3, EX-3302-PK, EX-3305-PK
	FC-7008	FC-7038	FC-7058	FC-7078	Semi-Recessed	9	18	5	11 3/4	20 3/4	10	19	3 1/4	2	Yes	
	FC-7009	FC-7039	FC-7059	FC-7079	Surface	11 1/2	20 1/2	6	-	-	-	-	-	-	No	
	FC-7010	FC-7030	FC-7050	FC-7070	Recessed	9	24	5	11 3/4	26 3/4	10	25	4 3/4	1/2	Yes	
	FC-7012	FC-7032	FC-7052	FC-7072	Semi-Recessed	9	24	5	11 3/4	26 3/4	10	25	3 1/4	2	Yes	EX-3002, EX-3005, EX-3005-3, EX-3006, EX-3010, EX-3302-PK, EX-3305-PK, EX-3310-PK, EX-3405
	FC-7013	FC-7033	FC-7053	FC-7073	Semi-Recessed	9	24	5	11 3/4	26 3/4	10	25	2 1/4	3	Yes	
	FC-7020	FC-7040	FC-7060	FC-7080	Recessed	9	24	5 3/4	11 3/4	26 3/4	10	25	5 1/2	1/2	Yes	EX-3002, EX-3005, EX-3005-3, EX-3006, EX-3010, EX-3302-PK, EX-3305-PK, EX-3310-PK, EX-3405
	FC-7021	FC-7041	FC-7061	FC-7081	Trimless	9	24	6 1/4	12 3/4	27 3/4	10	25	6 1/2	-	Yes	
	FC-7022	FC-7042	FC-7062	FC-7082	Semi-Recessed	9	24	5 3/4	11 3/4	26 3/4	10	25	4	2	Yes	EX-3002, EX-3005, EX-3005-3, EX-3006, EX-3010, EX-3302-PK, EX-3305-PK, EX-3310-PK, EX-3405
	FC-7023	FC-7043	FC-7063	FC-7083	Semi-Recessed	9	24	5 3/4	11 3/4	26 3/4	10	25	3	3	Yes	
	FC-7024	FC-7044	FC-7064	FC-7084	Surface	11 1/2	26 1/2	6	-	-	-	-	-	-	No	EX-3020, EX-3260, EX-3262, EX-3320-PK, EX-3410
	FC-7025	FC-7045	FC-7065	FC-7085	Recessed	12	27	8	14 3/4	29 3/4	13	28	7 3/4	1/2	Yes	
	FC-7026	FC-7046	FC-7066	FC-7086	Trimless	12	27	8 1/2	15 3/4	30 3/4	13	28	8 3/4	-	Yes	EX-3020, EX-3260, EX-3262, EX-3320-PK, EX-3410
	FC-7027	FC-7047	FC-7067	FC-7087	Semi-Recessed	12	27	8	14 3/4	29 3/4	13	28	5 1/4	3	Yes	
	FC-7028	FC-7048	FC-7068	FC-7088	Semi-Recessed	12	27	8	14 3/4	29 3/4	13	28	3 1/4	5	No	EX-3020, EX-3260, EX-3262, EX-3320-PK, EX-3410
	FC-7029	FC-7049	FC-7069	FC-7089	Surface	14 5/8	29 3/8	8	-	-	-	-	-	-	No	

ALL DIMENSIONS ARE IN INCHES UNLESS OTHERWISE NOTED

#### SELECT: Door style

- A Full Glass, w/Tempered Safety Glass
- B Full Glass, w/Lock & Break Rite Handle
- D Duo-Panel w/Tempered Safety Glass
- DV Duo-Vertical Door w/Tempered Safety Glass
- DVL Duo-Vertical Door w/Lock & Break Rite Handle
- E Tempered Sfty. Glass (25 sq. in.) w/Lock & Break Rite® Handle
- F Solid Flush Door
- FS Solid Flush Door w/ Lock

#### OPTIONAL GLAZING MATERIAL:

- 1 TS Bronze Tempered Safety Glass
- 2 TS Smoke Tempered Safety Glass
- 4 TS Obscure Tempered Safety Glass
- 5 1/4" Wire Inserted Glass
- 6 1/8" Clear Acrylic
- 7 1/8" Bronze Acrylic
- 8 1/8" White Acrylic
- 9 1/8" Smoke Acrylic
- 10 1/8" Red Acrylic

#### NON-LOCKING DOOR HANDLES:

NOTE: Door Styles-A,-D,-DV, & -F provided w/lever handle & cam latch.  
 For Flush Pull Handle, Select -FP

#### OPTIONAL FIRE EXTINGUISHER LETTERING:

- HW Horizontal White
- HB Horizontal Black
- HR Horizontal Red
- VW Vertical White
- VB Vertical Black
- VR Vertical Red
- VAW Vertical Ascending White
- VAB Vertical Ascending Black
- VAR Vertical Ascending Red

#### OPTIONAL DOOR AND FRAME FINISHES:

- STEEL: Any polyester paint color, if available; Provide mfg. name and color number.
- ALUMINUM: Light, Medium or Dark duranodic.
- STAINLESS STEEL: Number 304 Stainless, with #8 mirror finish.
- BRONZE: U.S. # 10 Satin finish with clear coating, or dark oxidized, oil rubbed; specify
- RED: For Red Polyester Finish, Add This Suffix
- RR: For Rolled Radius Return, Add This Suffix
- CUSTOM \_\_\_\_\_

All Glass Door Styles Provided With Clear Tempered Safety Glass, in Compliance With ANS#Z97.1-1984

**MODEL NUMBER**  
**7007-7089 SERIES**



PROJECT: \_\_\_\_\_  
 CONTRACTOR: \_\_\_\_\_  
 ARCHITECT: \_\_\_\_\_  
 INITIALS: QTY: DATE: PART NUMBER:

Call: 800-547-2635 Fax: 800-317-8770  
 USA or Canada  
 Web: www.nystrom.com  
 E-mail: info@nystrom.com