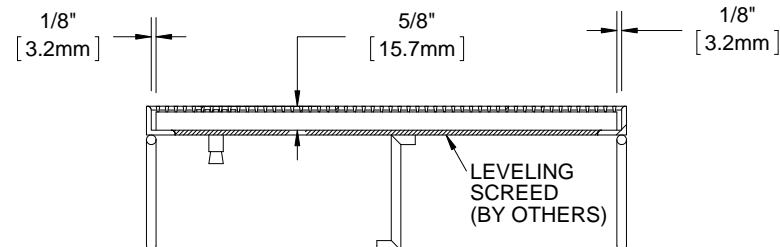
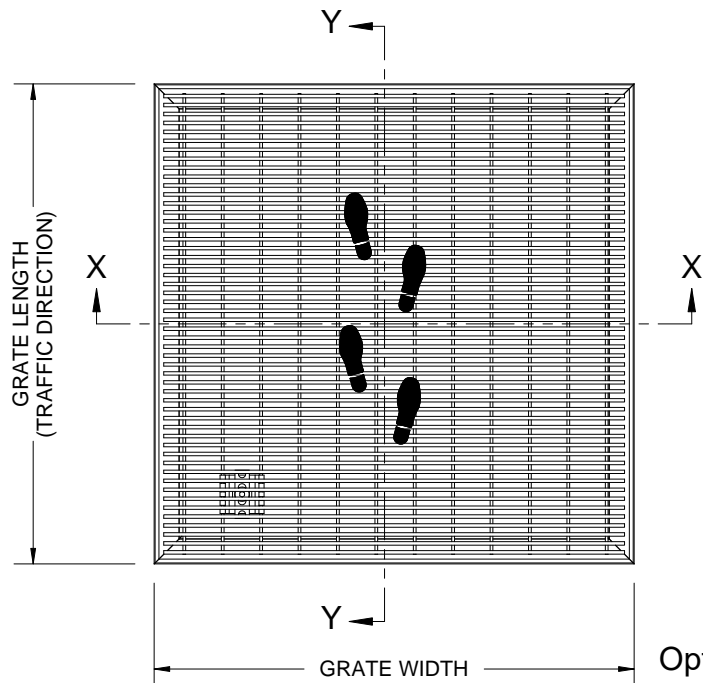


BGE58SH

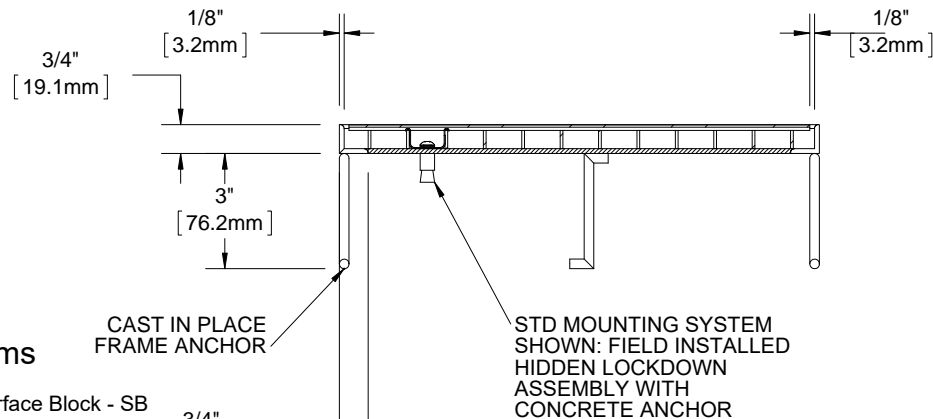
QTY	MODEL	WIDTH	LENGTH	MOUNTING	LOCATION

B

B

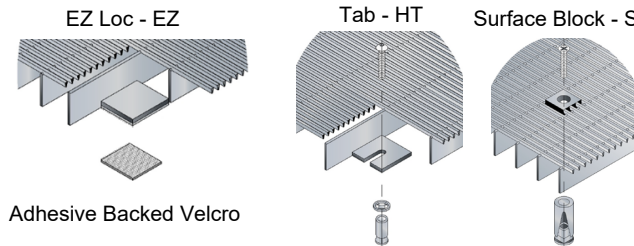


SECTION Y-Y



SECTION X-X

Optional Mounting Systems



NOTES:

- FRAME ANCHOR SPACING: 6" FROM CORNERS, 24" MAX
- ALL STAINLESS STEEL FRAME CORNERS ARE WELDED
- ALL RAIL COMPONENTS ARE MADE OF TYPE 304 STAINLESS STEEL, ALL FRAME COMPONENTS ARE MADE OF TYPE 304 STAINLESS STEEL
- FOR MAXIMUM STRENGTH, EACH JOINT BETWEEN SURFACE WIRES AND SUPPORT RODS SHALL BE RESISTANCE WELDED. BECAUSE OF THE MANUFACTURING PROCESS USED TO DO THIS, THE SURFACE WIRES AND SUPPORT RODS ARE NOT PERPENDICULAR, AND THE WIRES AND RODS OF ADJACENT SECTIONS WILL NOT BE ALIGNED.
- GRATE IS MADE WITH .090" X .150" (2.4mm X 4.0mm) STAINLESS STEEL WIRE SPACED .235 (5.9mm) O.C. AND WELDED SUPPORT RODS SPACED 1" (25.4mm) O.C.
- TREAD WIRE MUST RUN PERPENDICULAR TO TRAFFIC DIRECTION
- ADDITIONAL INFORMATION CAN BE FOUND IN THE PRODUCT SPECIFICATION AND IS CONSIDERED PART OF THIS TRANSMITTAL.
- FRAME MODEL NUMBER: FE58HLBC

PROJECT:					
ARCHITECT:					
CONTRACTOR:					
			DESCRIPTION:		
9300 73rd Avenue North Minneapolis, MN 55428			eleGRIL®, 5/8", Stainless Steel Grate with Cast-in, Level Bed, Stainless Steel Frame		
	NAME	DATE	SIZE	DWG. NO.	
DRAWN	DKL	4/17/15	A	BGE58SH-FLBC	
RELEASED	PE	4/17/15	SCALE: NTS	SHEET 1 OF 1	REV B