

SPECIFICATIONS:

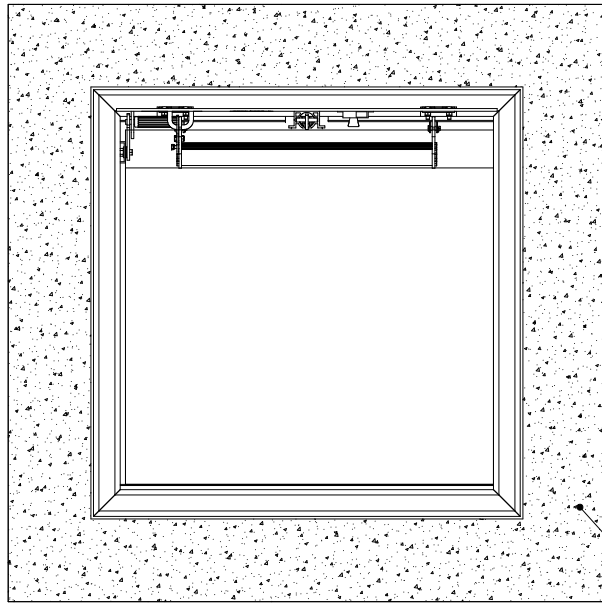
- ① **DOOR:** ALUMINUM 1/4" DIAMOND PLATE MILL FINISH WITH A LIVE LOAD OF 300 PSF AND MAX SPAN DEFLECTION OF L/150
- ② **FRAME:** ALUMINUM, 1/4" EXTRUSION, MILL FINISH
- ③ **HINGES:** TYPE 316 STAINLESS STEEL
- ④ **SLAM LATCH:** TYPE 316 STAINLESS STEEL WITH INSIDE LEVER HANDLE AND OUTSIDE REMOVABLE HANDLE
- ⑤ **COUNTER-BALANCE SPRING:** ENCLOSED, TYPE 17-7 SST SPRING
- ⑥ **HOLD-OPEN ARM:** TYPE 316 STAINLESS STEEL WITH RED VINYL GRIP HANDLE
- ⑦ **ANCHOR:** 3/8" HOLES PROVIDED FOR BOLTING IN ON SITE

- ⑧ **SAFETY GRATE:** ALUMINUM, 6" SERRATED RAILS WITH SAFETY ORANGE POWDER COAT, LIVE LOAD OF 300PSF, SST HINGES LOCK AND INTEGRAL PADLOCK HASP
- ⑨ **NUT-RAIL:** ALUMINUM NUT-RAIL ON HINGE AND LATCH SIDES

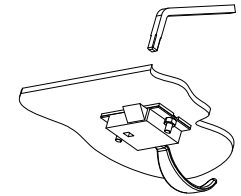
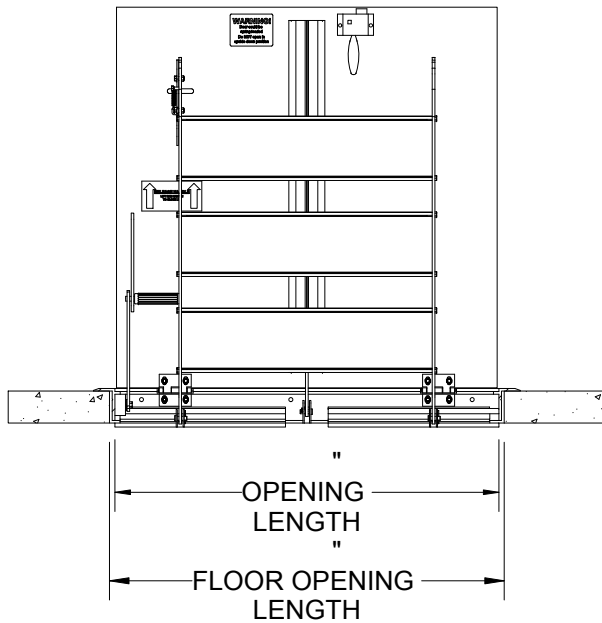
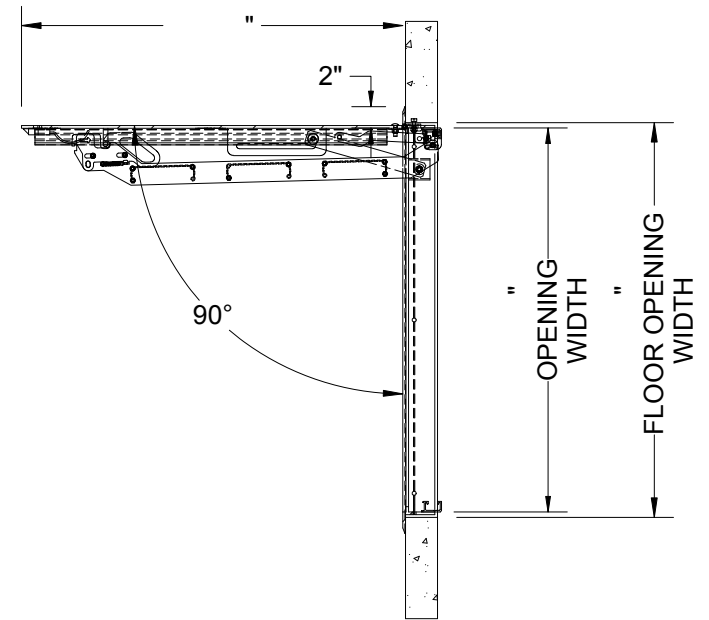
THIS UNIT IS NOT AIR OR WATER TIGHT.

PROPRIETARY AND CONFIDENTIAL: THE INFORMATION CONTAINED IN THIS DRAWING IS THE SOLE PROPERTY OF NYSTROM. ANY REPRODUCTION IN PART OR AS A WHOLE WITHOUT THE WRITTEN PERMISSION OF NYSTROM IS PROHIBITED. THIS SHOP DRAWING MAY NOT BE AN ACTUAL REPRESENTATION OF THE FINAL PRODUCT.


PROJECT:					
ARCHITECT:					
CONTRACTOR:					
QTY:					
PART#:					
<div><div><div></div><div></div></div><div>nystrom®</div><div>9300 73rd Avenue North Minneapolis, MN 55428</div></div>				TITLE:	
	NAME	DATE	SIZE	DWG. NO.	REV
DRAWN	SWS	3-31-17	A		A
RELEASED	TR	3-31-17	WEIGHT:	LB	SHEET 1 OF 2



CONCRETE



SLAM LATCH DETAIL

				TITLE:		
-' \$\$-+' fX'5 j Ybi YBcfh A]bbYUdc]gZAB') (&						
	NAME	DATE	SIZE	DWG. NO.		REV
DRAWN	SWS	3-31-17	A			A
RELEASED	TR	3-31-17	WEIGHT: LB	SHEET 2 OF 2		