
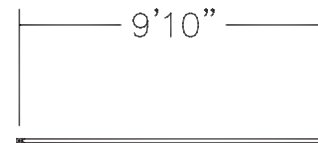
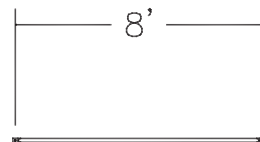
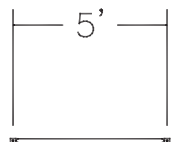

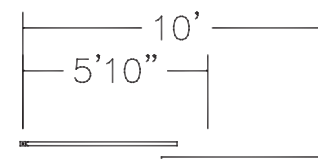
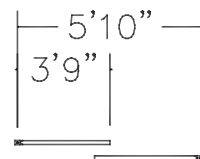
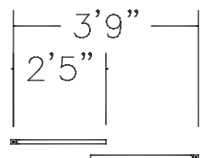


Weighted Base



Fixed Rail



Adjustible Rail

Model	Description	Dimension
GR-WBP-ASM-RN	Weighted Base and Post	26.875" x 42"
GR-WBP-005-RN	Fixed Rail	5'
GR-WBP-008-RN	Fixed Rail	8'
GR-WBP-010-RN	Fixed Rail	9'-10"
GR-WBP-ADJ043-RN	Adjustible Rail	2'-5" to 3'-9"
GR-WBP-ADJ070-RN	Adjustible Rail	3'-9" to 5'-10"
GR-WBP-ADJ070-RN	Adjustible Rail	5'-10" to 10'
GR-WBP-AC	Corner Rail	12"

SPECIFICATIONS:

1. MATERIAL:

- POST: STEEL, 1.25" ID (1.66") X .140" SCHEDULE 40 PIPE (ASTM A53)
- HORIZONTAL FIXED RAIL: 1.625" X .065" (ASTM C1008/1010) STEEL TUBE RAILS
- HORIZONTAL ADJUSTIBLE RAIL: 1.625" X .065" AND 1.375" X .065" (ASTM C1008/1010) STEEL TUBE ADJUSTIBLE SLIDE RAILS

2. FINISH: POWDER COAT

3. HARDWARE: 3/8"-16 X 1" ZINC PLATED STEEL RAIL FASTENERS

4. STANDARDS: MEETS AND EXCEEDS OSHA STANDARD 1926.502

PROPRIETARY AND CONFIDENTIAL: THE INFORMATION CONTAINED IN THIS DRAWING IS THE SOLE PROPERTY OF NYSTROM. ANY REPRODUCTION IN PART OR AS A WHOLE WITHOUT THE WRITTEN PERMISSION OF NYSTROM IS PROHIBITED.

		TITLE: GUARDRAIL, WEIGHTED BASE	
9300 73rd Avenue North Minneapolis, MN 55428			
NAME	DATE	SIZE	DWG. NO.
DRAWN MD	06/16/16	A	FP-GRP8
RELEASED MD	06/16/16	WEIGHT:	SHEET 1 OF 1