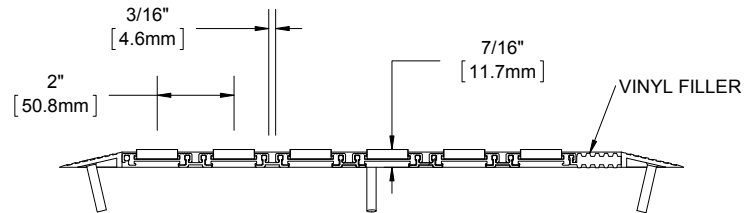
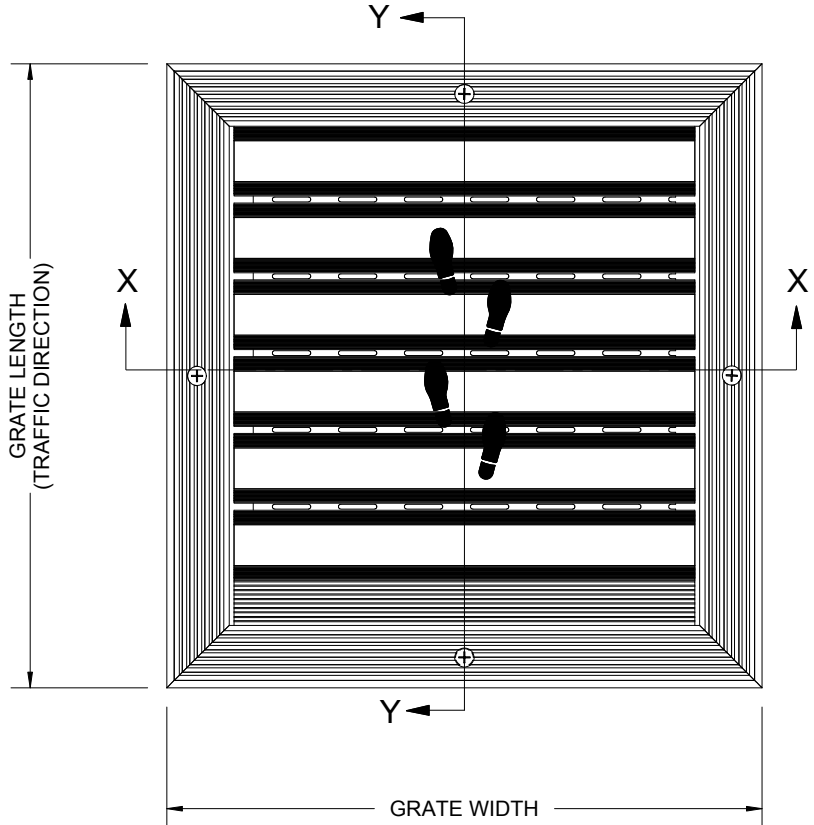


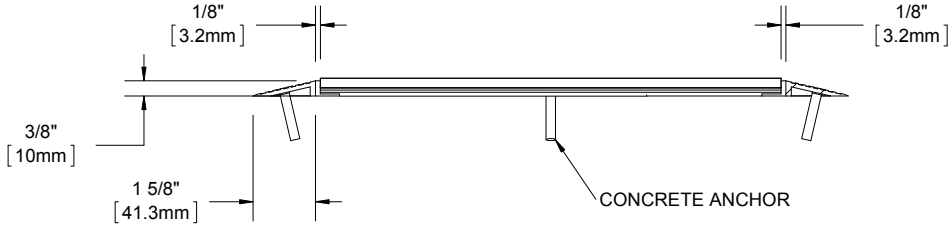
QTY	MODEL	WIDTH	LENGTH	FINISH	LOCATION

B

B



SECTION Y-Y



SECTION X-X

A

A

- NOTES:**
- STANDARD MAXIMUM SECTION SIZE OF GRATE/MAT WIDTH NOT TO EXCEED 10'-0" UNLESS OTHERWISE SPECIFIED
 - FRAME ANCHOR SPACING: 6" FROM CORNERS, 24" MAX
 - VERIFY TRAFFIC DIRECTION AND THAT SECTIONING DOES NOT OCCUR IN A TRAFFIC LANE
 - ALL RAIL COMPONENTS ARE MADE OF 6063-T6 ALUMINUM ALLOY, ALL FRAME COMPONENTS ARE MADE OF 6063-T5 ALUMINUM ALLOY (NOT APPLICABLE WITH VINYL SURFACE MOUNT FRAME)
 - TREAD RAILS MUST RUN PERPENDICULAR TO TRAFFIC DIRECTION
 - TRIM THE FILLER PROVIDED TO ENSURE A TIGHT FIT IN THE TRAFFIC DIRECTION (NOT APPLICABLE WITH VINYL SURFACE MOUNT FRAME)
 - GRATE DIMENSION ALLOWS FOR CLEARANCE BETWEEN GRATE SECTIONS AND FRAMES IN THE WIDTH DIMENSION
 - ADDITIONAL INFORMATION CAN BE FOUND IN THE PRODUCT SPECIFICATION AND IS CONSIDERED PART OF THIS TRANSMITTAL.
 - FRAME MODEL NUMBER: FQ38SAM

* AVAILABLE IN ALTERNATING TREADS, NOT ALL COMBINATIONS OFFERED, CHECK WITH FACTORY REP

PROPRIETARY AND CONFIDENTIAL: THE INFORMATION CONTAINED IN THIS DRAWING IS THE SOLE PROPERTY OF NYSTROM. ANY REPRODUCTION IN PART OR AS A WHOLE WITHOUT THE WRITTEN PERMISSION OF NYSTROM IS PROHIBITED.

PROJECT:			
ARCHITECT:			
CONTRACTOR:			
 9300 73rd Avenue North Minneapolis, MN 55428		DESCRIPTION:	
		QuietFLEX®, 3/8", Aluminum, LDPE Hinge, Roll-up Mat with, Surface Mount, Level Bed, Aluminum Frame	
NAME	DATE	SIZE	DWG. NO.
DRAWN: DKL	4/13/15	A	MQ38-FSAM
RELEASED: PE	4/13/15	SCALE: NTS	SHEET 1 OF 1
		REV B	