


QuietFLEX®

ROLL-UP MAT



Dual tread rugged scrub and serrated aluminum shown

Nystrom's QuietFLEX roll-up mat is constructed of LDPE hinges to reduce traffic noise. The lightweight aluminum rails make this mat easy to roll back for routine maintenance.

FEATURES

DESIGNED TO BE QUIET Lightweight rails, LDPE hinges and a wide range of tread insert options make this an ideal mat for any interior entry with light to medium traffic.

ROLL BACK FOR EASY CLEANING Proper maintenance extends the life of your entry system. Regular vacuuming is necessary for all 3/8 inch deep mats.

DUAL TREADS FOR DUAL PURPOSE Now offering the design flexibility to mix and match treads. Simply select treads for absorption, scraping or slip resistance.

ZONES

1 - 3

DETAILS

MATERIAL Aluminum

DEPTH 3/8 inch

TREAD SPACING 2 inches on center

TREAD OPTIONS Single or Dual

FRAMES Level Bed or Surface Mount

ROLLING LOAD 300 lbs/wheel


MAT

MODEL	TREAD	FUNCTION	DEPTH	TRAFFIC
MQ38P	Premium Carpet	Absorbent & Scraping	3/8"	Light
MQ38R	Rugged Scrub	Scraping	3/8"	Light
MQ38V	Vinyl	Scraping	3/8"	Light
MQ38U	Ribbed Rubber	Scraping	3/8"	Light
MQ38E	EcoTread	Slip Resistant	3/8"	Light
MQ38G	Vinyl Abrasive	Slip Resistant	3/8"	Light
MQ38A	Serrated Aluminum	Scraping	3/8"	Light
MQ38B	Brush	Scraping	3/8"	Light

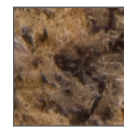
FRAME

MODEL	MOUNTING	MATERIAL	PROFILE	DEPTH
FQ38LBC	Level Bed, Cast-In	Aluminum	1/2"	1-3/8"
FQ38SAM	Surface Mount, Mech. Fastened	Aluminum	1-5/8"	3/8"
FQ38SV	Surface Mount, Mat Attached	Vinyl	1-5/8"	3/8"
FQ38LBM	Level Bed, Mech. Fastened	Aluminum	1/8"	7/16"

TREAD INSERTS




Premium Carpet




Rugged Scrub®




Vinyl




Ribbed Rubber



EcoTread™



Vinyl Abrasive Insert

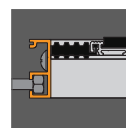


Serrated Aluminum




Brush

FRAMES



Level Bed, Cast-In



Surface Mount, Mech. Fastened



Surface, Mat Attached



Level Bed, Mech. Fastened