

SPECIFICATIONS:

- ① **COVER:** 14GA (.079) GALV STEEL, STIFFENED TO WITHSTAND A LIVE LOAD OF 40PSF WITH A MAX DEFLECTION OF 1/150 OF THE SPAN.
- ② **CURB:** 14GA (.079) GALV STEEL CURB COUNTERFLASH WITH EZ TABS.
- ③ **FINISH:** GRAY POWDER COAT
- ④ **INSULATION:** 1" POLYISO R-6 (5.6 LTR) IN CURB, 1" POLYSTYRENE R-4 (3.8 LTR) IN COVER.
- ⑤ **GASKET:** EXTRUDED EPDM RUBBER ADHESIVE BACKED GASKET SEAL CONTINUOUS AROUND COVER.
- ⑥ **SPRING:** GAS SPRING WITH DAMPER FOR SMOOTH, CONTROLLED, COUNTERBALANCED LIFT ASSISTANCE.
- ⑦ **HINGE:** PINTLE HINGE WITH STAINLESS STEEL HINGE PINS.
- ⑧ **HOLD OPEN ARM:** ZINC PLATED STEEL AUTOMATIC HOLD OPEN ARM LOCKS COVER IN FULLY OPEN POSITION WITH RED VINYL GRIP HANDLE PULL RELEASE.

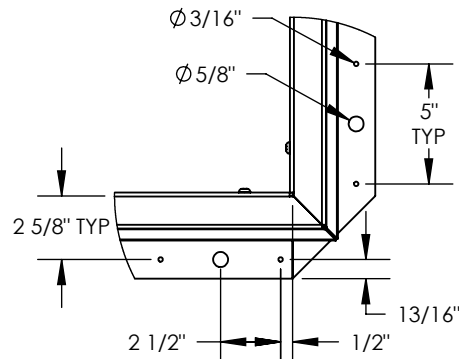
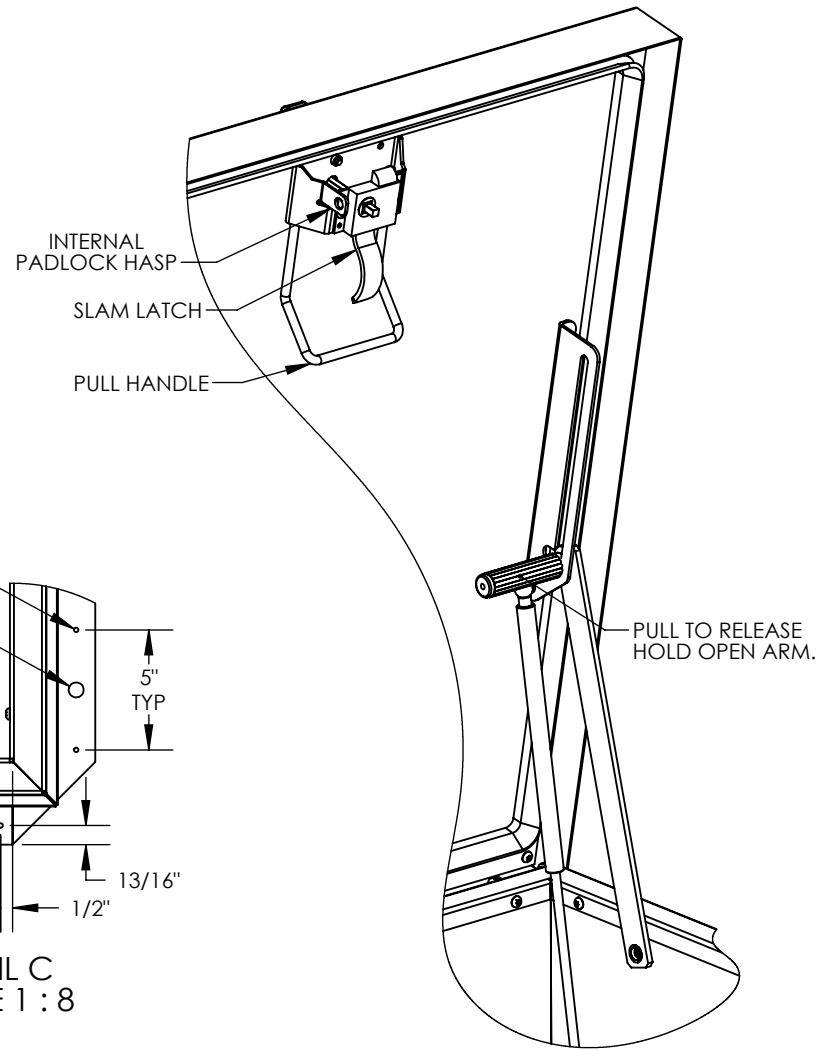
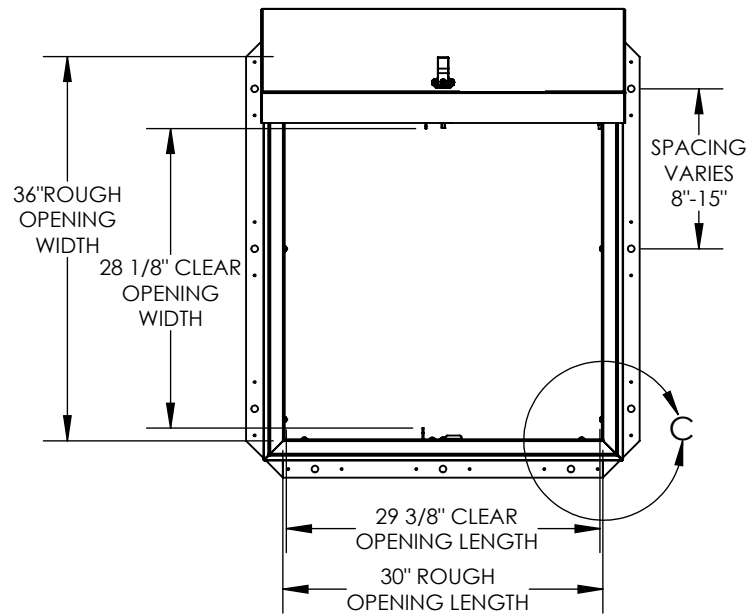
- ⑨ **LATCH:** ZINC PLATED STEEL SLAM LATCH, HOLDS COVER CLOSED AGAINST WIND UPLIFT, INTERIOR AND EXTERIOR TURN HANDLES
- ⑩ **PULL HANDLE:** INTERIOR PULL DOWN HANDLE, SAFETY YELLOW POWDER COAT

NOTES:
 -WHEN INSTALLING ON A PITCHED ROOF UP TO 7:12, THE HINGE SIDE(LENGTH)MUST BE PARALLEL TO THE SLOPE.
 - WIDTH X LENGTH DIMENSIONS ARE MEASURED INSIDE CURB TO INSIDE CURB. THE WIDTH IS HINGE TO LATCH AND LENGTH IS HINGED SIDE.

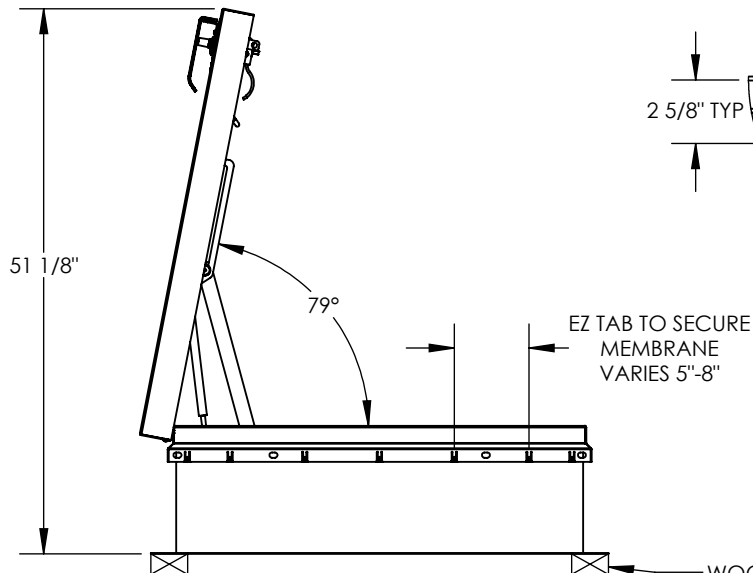
ROOF HATCH SIZE 36" (WIDTH) x 30" (LENGTH)
CLEAR OPENING 28"(WIDTH) x 29 1/2" (LENGTH)
ROUGH OPENING 36" (WIDTH) x 30" (LENGTH)

PROPRIETARY AND CONFIDENTIAL: THE INFORMATION CONTAINED IN THIS DRAWING IS THE SOLE PROPERTY OF NYSTROM. ANY REPRODUCTION IN PART OR AS A WHOLE WITHOUT THE K.F.#9B PERMISSION OF NYSTROM IS PROHIBITED.

PROJECT:			
ARCHITECT:			
CONTRACTOR:			
QTY:			
PART:			
 9300 73rd Avenue North, Minneapolis, MN 55428		TITLE: Roof Hatch, Hurricane	
		36x30, Sngl Dr, Galvn Steel, Pwd, Sngl Wall Curb	
NAME	DATE	SIZE	DWG. NO.
RELEASED	IMT	04/01/15	A
WEIGHT: 153.4 lbs		SHEET 1 OF 2	



DETAIL C
SCALE 1 : 8



WOOD, CONCRETE, OTHER MATERIAL FOR MOUNTING BY OTHERS (NIC)

			TITLE: Roof Hatch, Hurricane 36x30, Sngl Dr, Galvn Steel, Pwd, Sngl Wall Curb		
9300 73rd Avenue North, Minneapolis, MN 55428			SIZE: A	DWG. NO.	REV: -
DRAWN: SGS	DATE: 04/01/15	NAME: IMT	RELEASED: 04/01/15	WEIGHT: 153.4 lbs	SHEET 2 OF 2